

Maximum forces up to 1400 kN  
 Stroke lengths up to 7,5 m  
 Installed power up to 50 kW

Mounting interfaces possible  
 Various (rod and bottom)

Enduroq rod coating  
 For high durability

Power box  
 Standardized up to 50kW

Drive Unit  
 Standardized IP67 (optional IP68)

Measuring devices  
 Optional (absolute)

Trunnion  
 Optional mounting interface

SAFETY  
 ON BOARD

CONNECTED  
 INDUSTRY  
 !4.0

EFFICIENCY  
 ENERGY  
 4EE

Bosch Rexroth B.V.  
 Postbus 32  
 5280 AA Boxtel  
 Kruisbroeksestraat 1  
 5281 RV Boxtel  
 The Netherlands  
 Tel: +31 411 651 951  
 largelylinders@boschrexroth.com  
 www.boschrexroth.com/plugged



rexroth  
 A Bosch Company

rexroth  
 A Bosch Company

Energy efficient,  
 power on demand



Reduce energy



Save time



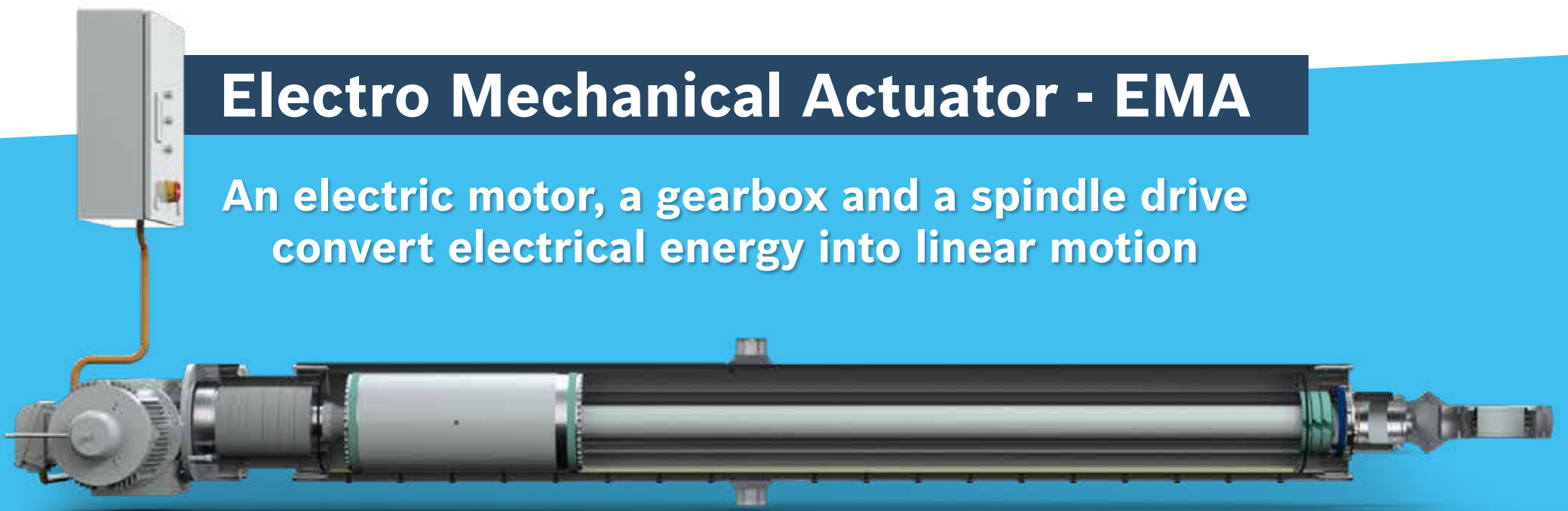
Lower costs



Sustainable solutions

# Electro Mechanical Actuator - EMA

An electric motor, a gearbox and a spindle drive convert electrical energy into linear motion



## Applications



## Benefits




### Reduced energy consumption

- Energy efficient system design
- Components with optimized efficiency
- Energy usage on demand
- Recovery and storage of excess energy




### Save time

- No installation time for hoses, piping, cabling, manifolds, hydraulic power unit
- No civil construction required for these components
- Plug & Run



### Lower costs

- Reduced installation & commissioning costs
- Less service efforts, reduced life cycle costs
- Minimized amount of components
- Less civil construction activities



### Sustainable solution

- Minimized footprint
- Reduced CO<sup>2</sup> emission